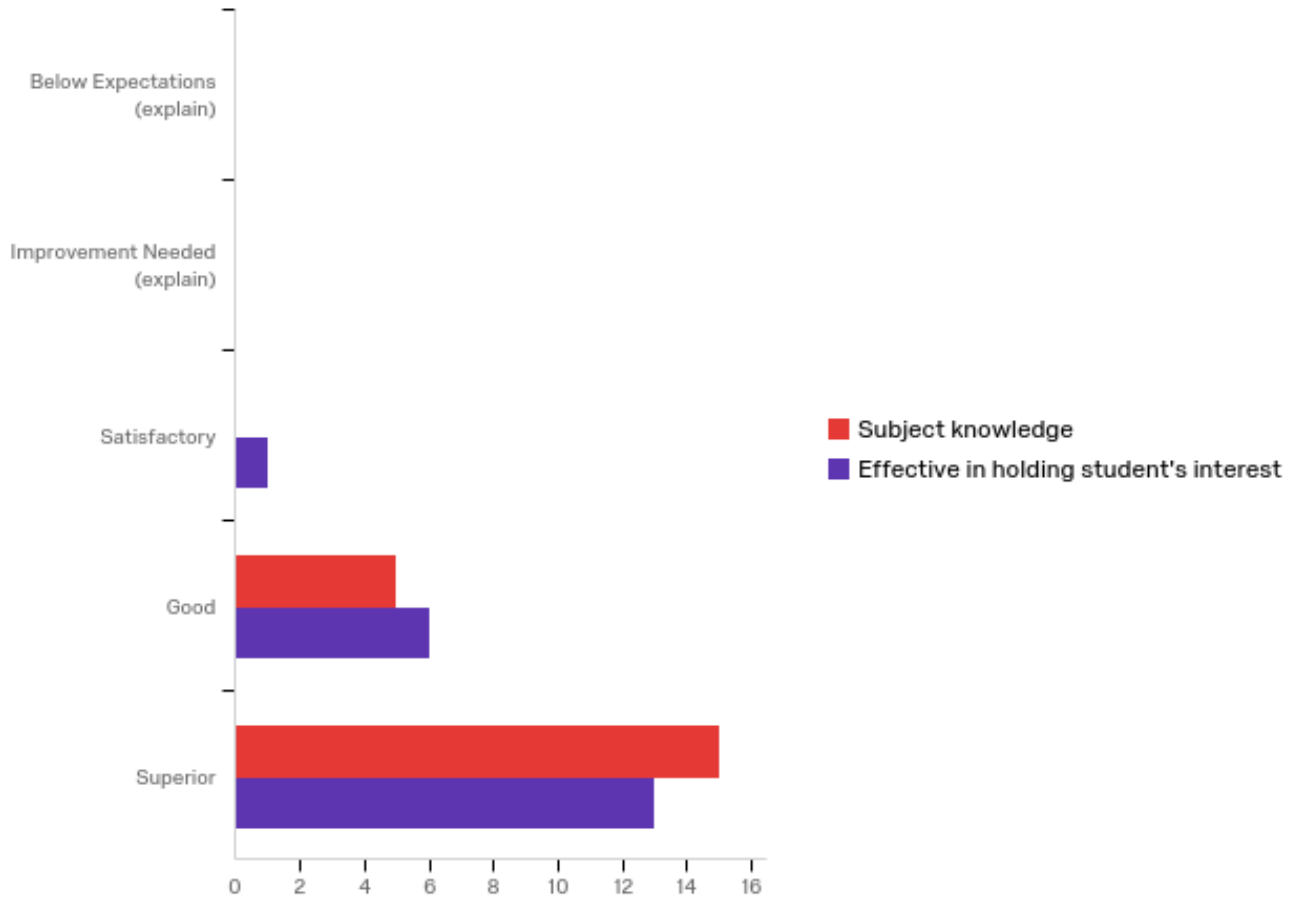


Default Report

USP 172_SP18

The following survey is for USP 172 and Professor Sue Peerson. The data collected from this survey will be completely anonymous and is used to improve this course as well as the USP Program overall. There will be a section at the end of the survey for comments.

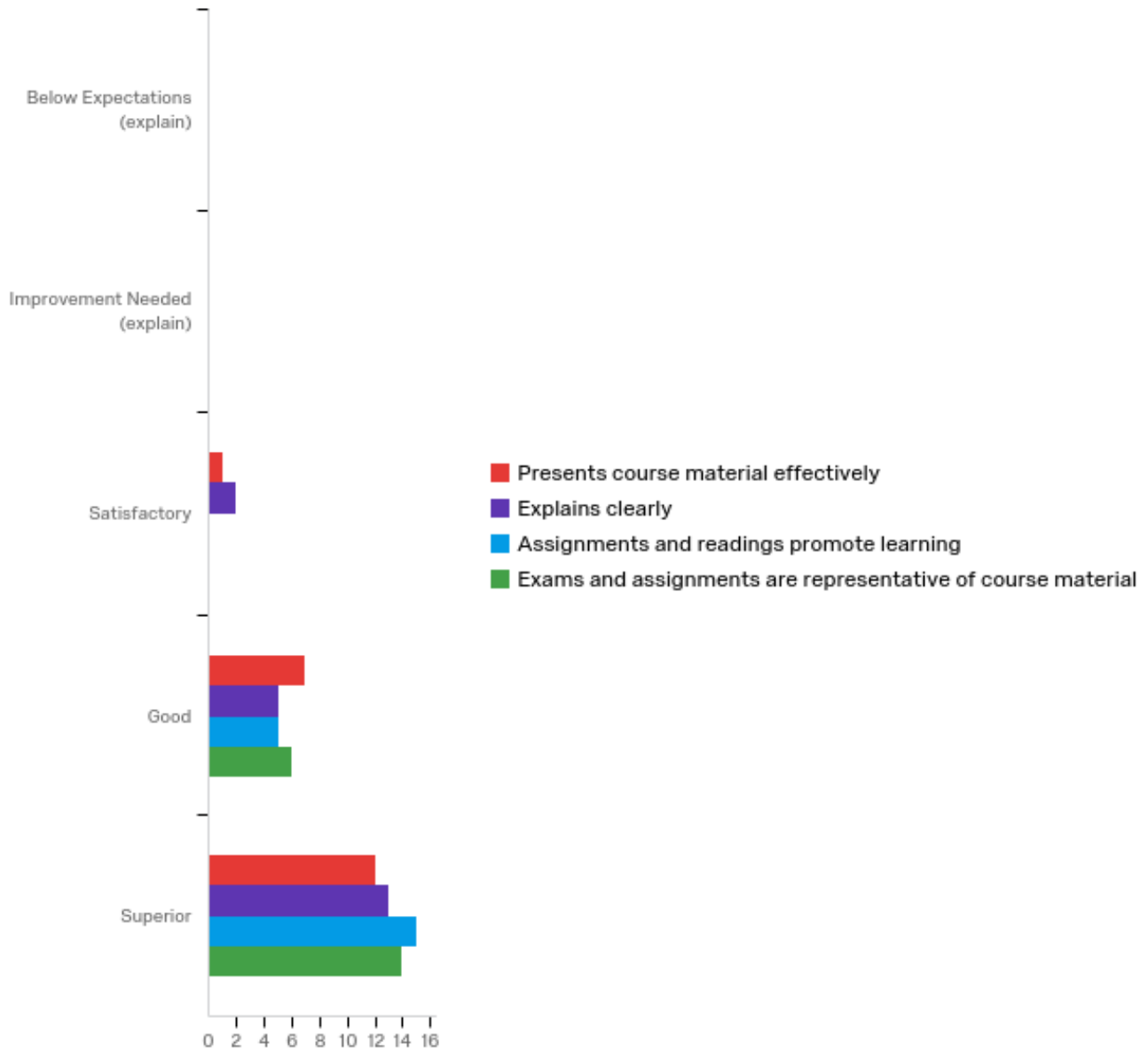
1 - Handling of Lecture



#	Field	Minimum	Maximum	Mean	Std Deviation	Variance	Count
1	Subject knowledge	4.00	5.00	4.75	0.43	0.19	20
2	Effective in holding student's interest	3.00	5.00	4.60	0.58	0.34	20

#	Question	Below Expectations (explain)		Improvement Needed (explain)		Satisfactory		Good		Superior		Total
1	Subject knowledge	0.00%	0	0.00%	0	0.00%	0	25.00%	5	75.00%	15	20
2	Effective in holding student's interest	0.00%	0	0.00%	0	5.00%	1	30.00%	6	65.00%	13	20

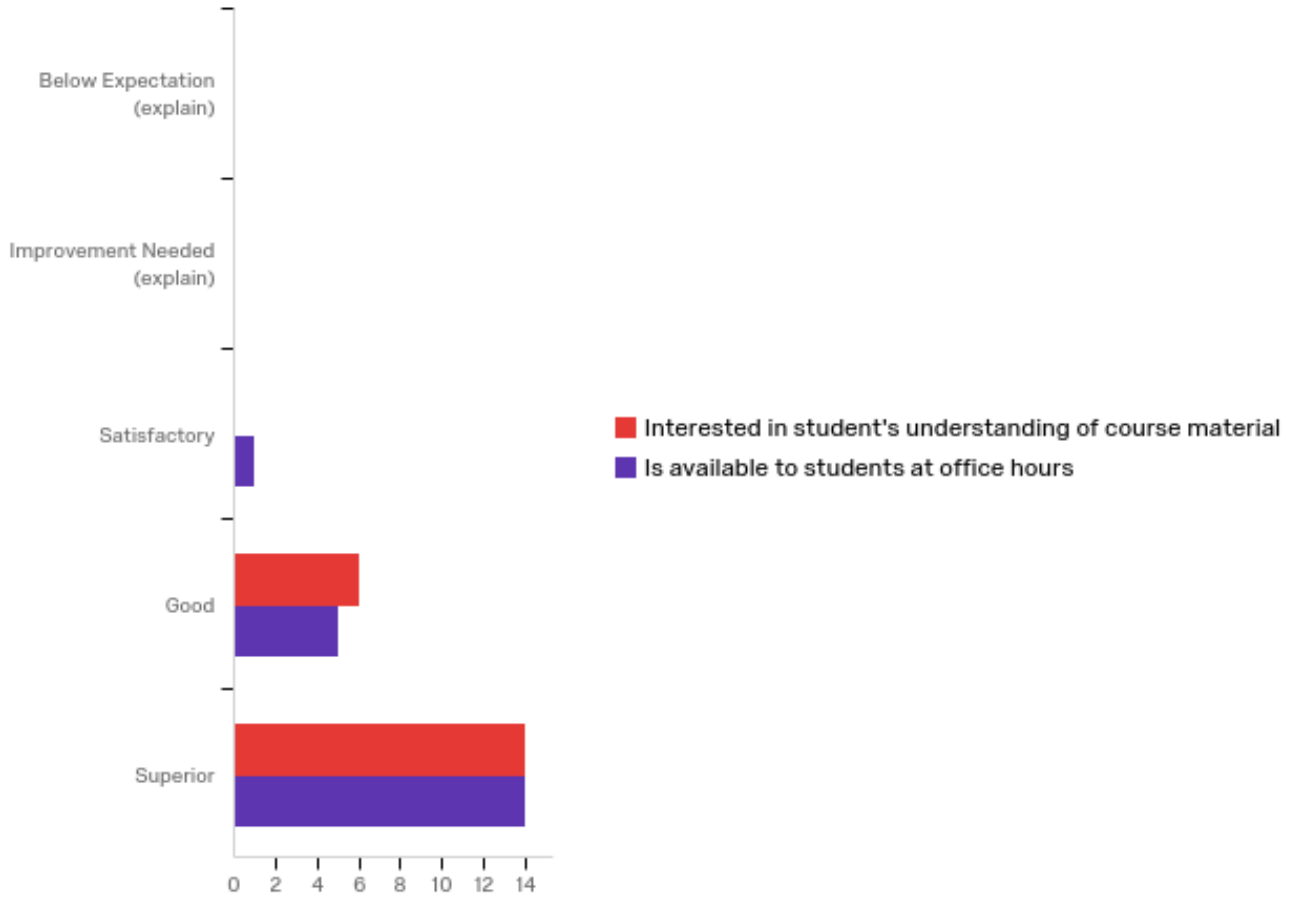
2 - Preparation & Presentation of Subject Matter



#	Field	Minimum	Maximum	Mean	Std Deviation	Variance	Count
1	Presents course material effectively	3.00	5.00	4.55	0.59	0.35	20
2	Explains clearly	3.00	5.00	4.55	0.67	0.45	20
3	Assignments and readings promote learning	4.00	5.00	4.75	0.43	0.19	20
4	Exams and assignments are representative of course material	4.00	5.00	4.70	0.46	0.21	20

#	Question	Below Expectations (explain)		Improvement Needed (explain)		Satisfactory		Good		Superior		Total
1	Presents course material effectively	0.00%	0	0.00%	0	5.00%	1	35.00%	7	60.00%	12	20
2	Explains clearly	0.00%	0	0.00%	0	10.00%	2	25.00%	5	65.00%	13	20
3	Assignments and readings promote learning	0.00%	0	0.00%	0	0.00%	0	25.00%	5	75.00%	15	20
4	Exams and assignments are representative of course material	0.00%	0	0.00%	0	0.00%	0	30.00%	6	70.00%	14	20

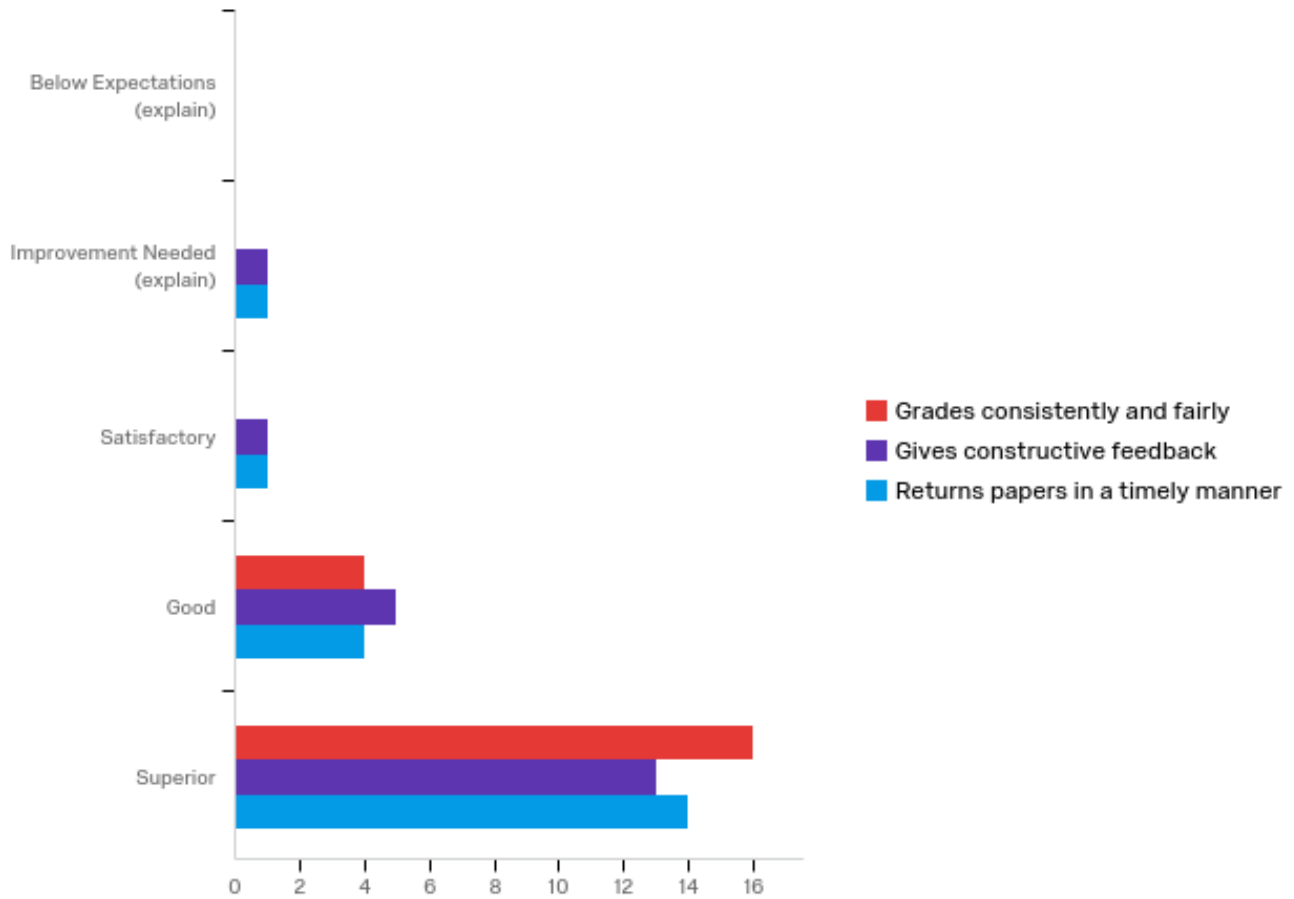
3 - Relationship with Students



#	Field	Minimum	Maximum	Mean	Std Deviation	Variance	Count
1	Interested in student's understanding of course material	4.00	5.00	4.70	0.46	0.21	20
2	Is available to students at office hours	3.00	5.00	4.65	0.57	0.33	20

#	Question	Below Expectation (explain)	Improvement Needed (explain)	Satisfactory	Good	Superior	Total
1	Interested in student's understanding of course material	0.00% 0	0.00% 0	0.00% 0	30.00% 6	70.00% 14	20
2	Is available to students at office hours	0.00% 0	0.00% 0	5.00% 1	25.00% 5	70.00% 14	20

4 - Grading of Papers and Projects

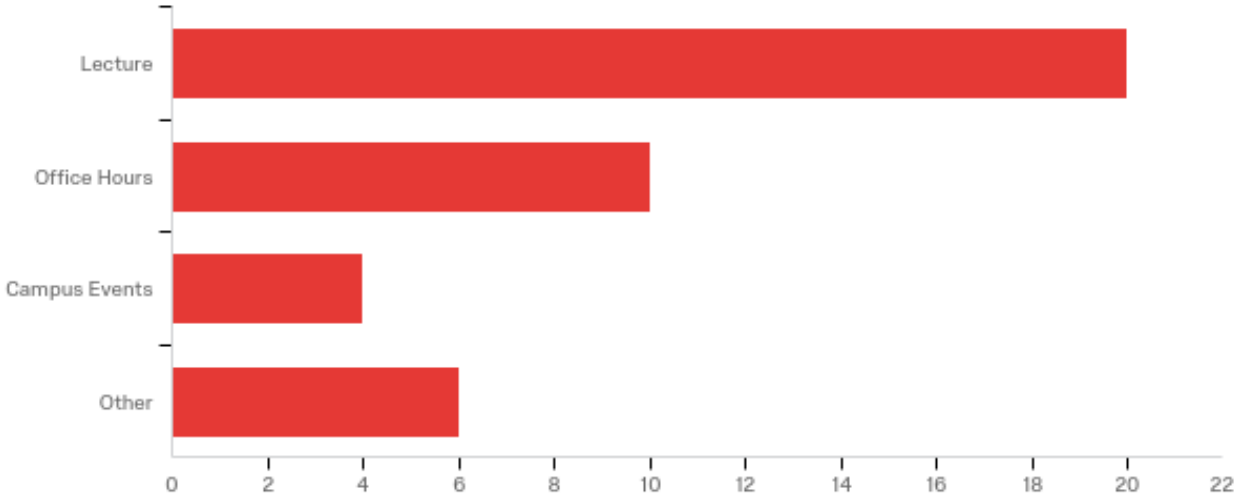


#	Field	Minimum	Maximum	Mean	Std Deviation	Variance	Count
1	Grades consistently and fairly	4.00	5.00	4.80	0.40	0.16	20
2	Gives constructive feedback	2.00	5.00	4.50	0.81	0.65	20
3	Returns papers in a timely manner	2.00	5.00	4.55	0.80	0.65	20

#	Question	Below Expectations (explain)		Improvement Needed (explain)		Satisfactory		Good		Superior		Total
1	Grades consistently and fairly	0.00%	0	0.00%	0	0.00%	0	20.00%	4	80.00%	16	20
2	Gives constructive feedback	0.00%	0	5.00%	1	5.00%	1	25.00%	5	65.00%	13	20

3	Returns papers in a timely manner	0.00%	0	5.00%	1	5.00%	1	20.00%	4	70.00%	14	20
---	---	-------	---	-------	---	-------	---	--------	---	--------	----	----

10 - Please indicate the type of contact with instructor (select all that apply)



#	Answer	%	Count
1	Lecture	50.00%	20
2	Office Hours	25.00%	10
3	Campus Events	10.00%	4
4	Other	15.00%	6
	Total	100%	40